



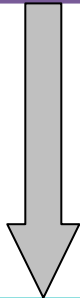
Surgery Floor

CEDARS-SINAI MEDICAL CENTER

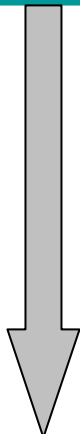
PATIENT INFORMATION FOR LYMPHOSCINTIGRAPHY, BREAST NEEDLE LOCALIZATION, CT BIOPSY, OR MRI PRIOR TO SURGERY ON THE SAME DAY

Where to Go for Your Pre-Surgery Imaging Procedure – 310 Building

**8705 S. Mark Taper
Foundation Imaging Center**
(Street Entrance – corner of San
Vicente and Gracie Allen)
Greeter Desk/Lobby
(X33704)
(6:00 am – 9:30 pm)
Registration
(X32646)
(6:00 am – 9:30 pm)



**310 N. San Vicente Blvd. at
the Cedars Sinai Outpatient
Services Building**
Second Floor



Pre-op Area

- Please park at the S. Mark Taper Foundation Imaging Center Lot #7 (corner of Sherbourne and Gracie Allen Drive.)
- Proceed to the street entrance of the S. Mark Taper Foundation Imaging Center (corner of San Vicente and Gracie Allen Drive.)

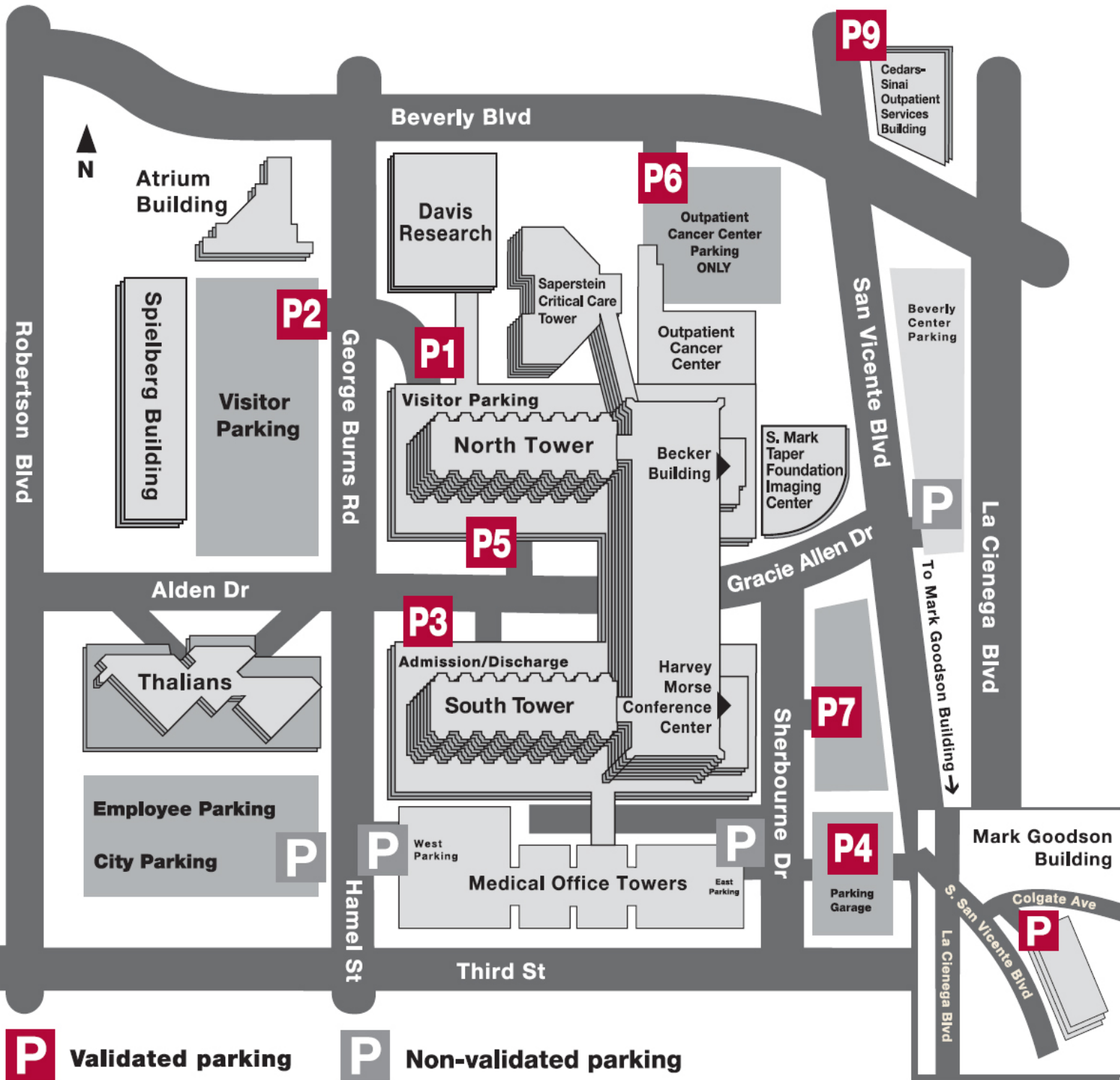


- Check in at the desk at the S. Mark Taper Foundation Imaging Center lobby.
 - You will then be directed to the appropriate Sub-Waiting area
- Once your procedure has been completed, our Tech Aid will direct you to 310 N. San Vicente Blvd., at the Cedars Sinai Outpatient Services Building.



- Check in on the second floor of 310 N. San Vicente Blvd.
- The pre-op area is where you will wait prior to surgery. Your family/friends can wait here as well.

P Cedars-Sinai Visitor Parking
map not drawn to scale



P Validated parking

P Non-validated parking